

Lime Sherbet Punch


Ingredients:

- One quart lime sherbet
- 2 quarts Sprite or Ginger Ale

Directions:


- Pour Sprite or Ginger Ale in pitcher or punch bowl.
- Add scoops of lime sherbet and serve immediately.
- Great for St. Patrick's Day!

Literature Link: Jack and The Leprechaun



Follow up Activity: Handprint Leprechaun





LINDA SHUTE

CLEVER TOM
AND THE
LEPRECHAUN

SCHOLASTIC

Leprechaun Milkshake

Ingredients:

- 4 cups of milk
- $\frac{1}{2}$ cup or one large pistachio pudding mix package
- 2 scoops vanilla ice cream

Directions:

- Add ingredients in blender and mix.

Literature Link: *Clever Tom and the Leprechaun* by Linda Shute



Follow up Activity:



Jonesing 2 create.com





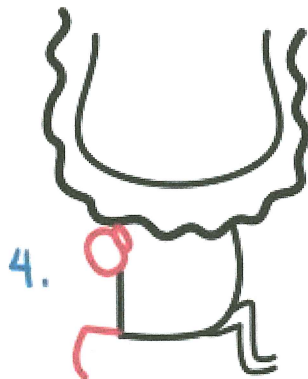
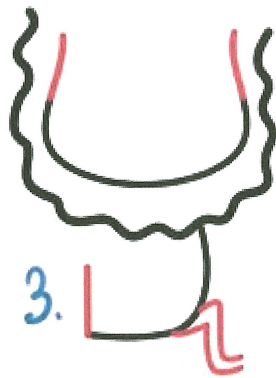
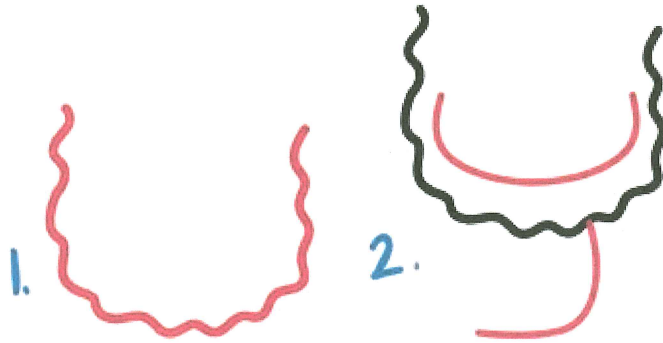
RAINBOW CLOUD DONUTS

www.paintedconfetti.com

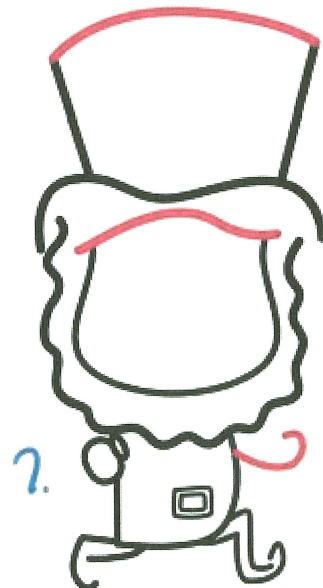
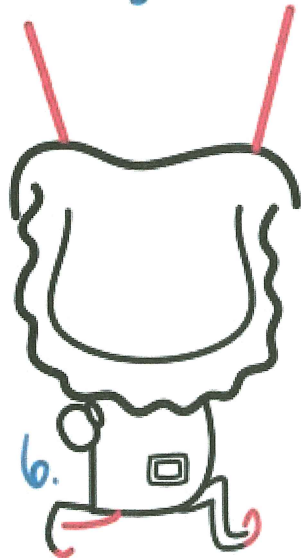






HOW TO DRAW A LEPRECHAUN



DrawingHowToDraw.com



MORE STEPS BELOW



LEPRECHAUN ON THE LOOSE




BY MARCIA THORNTON
ILLUSTRATED BY CYD

 SCHOLASTIC



LITERACY SNACK

A rainbow



is as red as a _____

is as orange as a _____

is as yellow as a _____

is as green as a _____

is as blue as a _____

is as purple as a _____

by _____

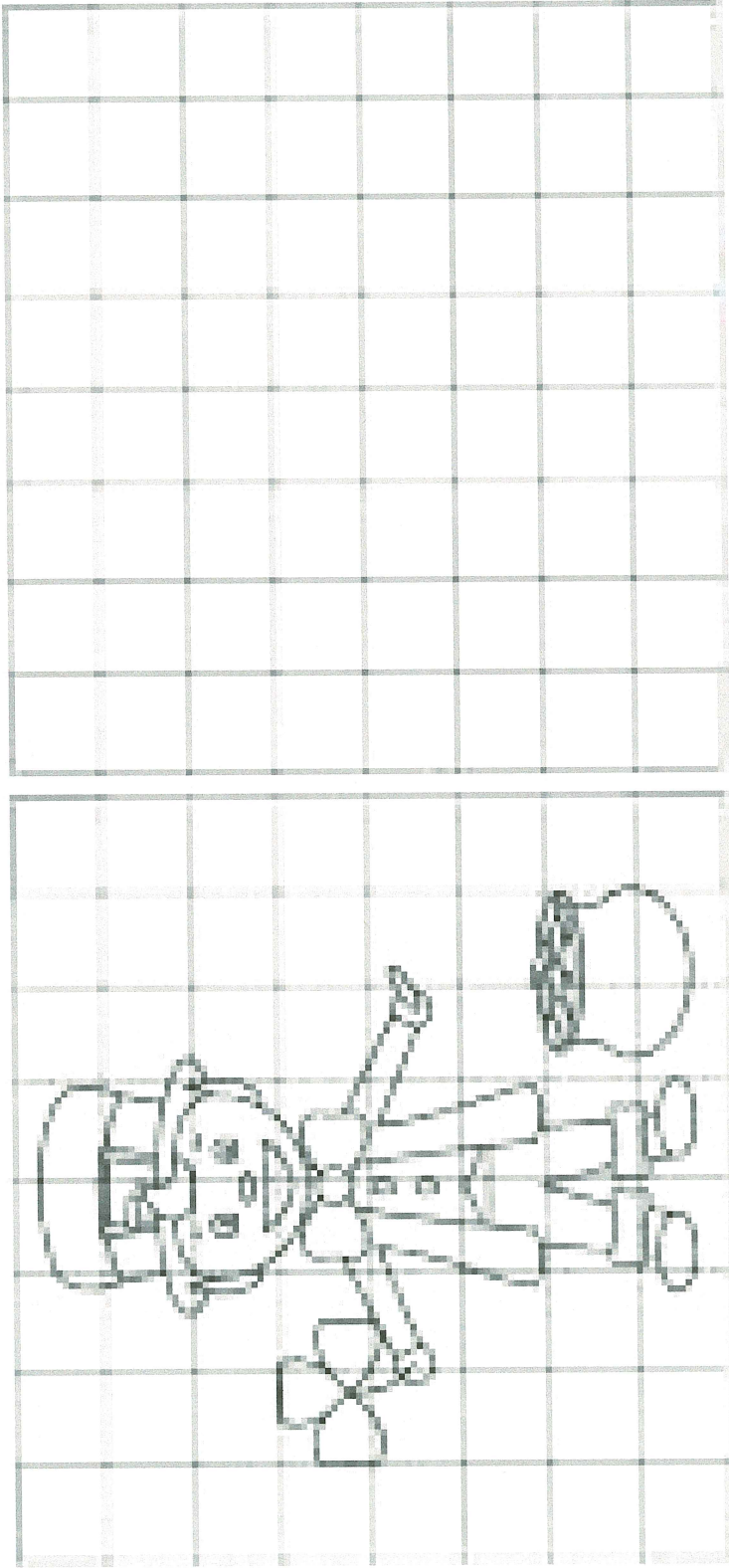


theresourcefulmama.com


SHAMROCK MAN



Copy the Leprechaun



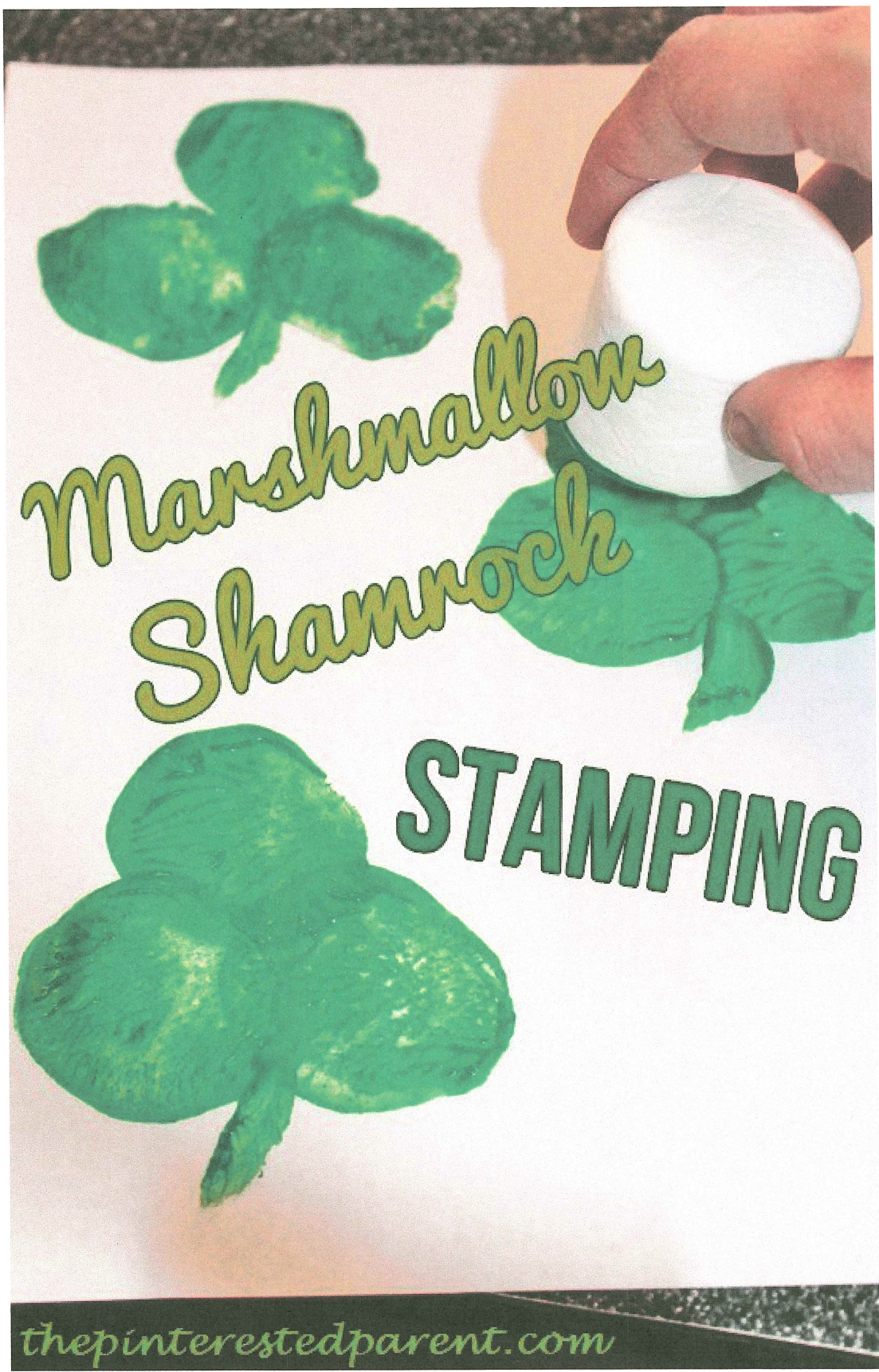
Copy the picture using the grid lines as a guide. You might find it easier to copy one square at a time. Count the squares carefully!






KINDNESS CRAFTIVITY

LearningCOVE



Marshmallow
Shamrock

STAMPING



© Art with Jenny K./Jenny Knappenberger 2015. ALL RIGHTS RESERVED

Color in all the patterns above.
Then cut out your final work along the outside black line.

ST. PATRICK'S DAY FREEBIE



by Kathleen Amari-Crookston
www.middlegradesmaven.blogspot.com



**FOUR
REASONS
WHY I AM
LUCKY**

by: _____

REASON #1

REASON #2

REASON #3

REASON #4

REASON #1

A large, stylized outline of a cloud or speech bubble. Inside the outline, there is a primary-ruled writing area. The writing area consists of a top solid line, a middle dashed line, and a bottom solid line, all contained within the cloud's outline.

REASON #2

REASON #3

The image shows a large, stylized outline of a flower or leaf shape, oriented vertically. The shape is divided into three horizontal sections. Each section contains a solid top line, a dashed middle line, and a solid bottom line, resembling handwriting practice lines. The text "REASON #3" is written in bold, black, uppercase letters in the upper left section of the shape.

REASON #4

A large, stylized speech bubble with a thick black outline. Inside the bubble, there are two sets of horizontal writing lines. Each set consists of a solid top line, a dashed midline, and a solid bottom line. The speech bubble has a tail pointing towards the bottom right.

Name: _____

ST. PATRICK'S DAY


Directions: Make as many words as you can using the letters from the words "St. Patrick's Day".

WORDS WITH MORE THAN 5 LETTERS

WORDS WITH 4 LETTERS

WORDS WITH 5 LETTERS

WORDS WITH 3 LETTERS



© Kathleen Amari-Crookston

Name: _____

LEPRECHAUN


Directions: Make as many words as you can using the letters from the words "St. Patrick's Day".

WORDS WITH MORE THAN 5 LETTERS

WORDS WITH 4 LETTERS

WORDS WITH 5 LETTERS


WORDS WITH 3 LETTERS



Name: _____

LEPRECHAUNS

can	have	are



Name Date



mystery

PICTURES



Refer to the Color Key. Color the grids accordingly.

1	1	1	1	1	1	1	1	1	1	1	1	1	1	1	1	1	1	1	1
1	1	1	1	1	1	1	1	1	1	1	1	1	1	1	1	1	1	1	1
1	1	1	1	1	1	6	6	6	1	1	1	6	6	6	1	1	1	1	1
1	1	1	1	1	6	5	5	5	6	1	6	5	5	5	6	1	1	1	1
1	1	1	1	6	5	4	4	4	5	6	5	4	4	4	5	6	1	1	1
1	1	1	6	5	5	4	4	4	4	5	4	4	4	4	5	5	6	1	1
1	1	6	5	3	4	4	4	4	4	5	3	4	4	4	4	4	5	6	1
1	1	6	5	3	4	4	2	4	4	5	3	4	2	4	4	4	5	6	1
1	1	6	5	3	3	4	4	2	4	3	3	2	4	4	4	4	5	6	1
1	1	1	6	5	3	3	4	4	2	3	2	3	3	3	4	5	6	1	1
1	1	1	1	6	5	5	5	3	3	4	3	5	5	5	5	6	1	1	1
1	1	1	6	5	4	4	4	4	2	3	5	5	6	6	6	1	1	1	1
1	1	6	5	4	4	4	4	2	4	5	5	3	5	5	6	1	1	1	1
1	1	6	5	3	4	4	2	4	4	5	6	5	4	4	5	6	1	1	1
1	1	6	5	3	3	4	4	4	4	5	6	6	5	4	4	5	6	1	1
1	1	1	6	5	5	3	4	4	4	5	6	1	6	5	4	5	6	1	1
1	1	1	1	6	5	3	3	3	5	6	1	1	6	5	4	5	6	1	1
1	1	1	1	1	6	5	5	5	6	1	1	1	6	5	5	5	6	1	1
1	1	1	1	1	1	6	6	6	1	1	1	1	1	6	6	6	6	1	1
1	1	1	1	1	1	1	1	1	1	1	1	1	1	1	1	1	1	1	1

· COLOR KEY ·

- | | | | |
|----------|----------|--------------|---------|
| 1 orange | 2 yellow | 3 dark green | 4 green |
| 5 black | 6 white | | |